



Tubes et goupilles encochés

Notched tubes and pins




Longueur tubes: de 6 à 12mm (possibilités de 1.50 à 25mm)
Longueur goupilles: de 10 à 25mm (possibilités de 3.00 à 40mm)
Diamètres standards
Tubes: 1.00 1.10 1.20 1.30 1.40 1.50 1.50 1.80 2.00
Goupilles: 0.70 0.80 0.90 1.00 1.10 1.10 1.20 1.40 1.50
Anglages: Goupilles standard 30°

Lenght tubes: *From 6 to 12mm (possibilities from 1.50 to 25mm)*
Lenght pins: *From 10 to 25mm (possibilities from 3.00 to 40mm)*
Standard diameters
Tubes: 1.00 1.10 1.20 1.30 1.40 1.50 1.50 1.80 2.00
Pins: 0.70 0.80 0.90 1.00 1.10 1.10 1.20 1.40 1.50
Chamfers: *Pins standard 30°*

Tubes 2 encoches et rivets

Double notched tubes and studs



Autres possibilités: Encoches décentrées | Dorage fort | Anglages spéciaux
Diamètres courants
Tubes: 1.00 1.10 1.20 1.30 1.40 1.50 1.50 1.80 2.00
Dimensions rivets: Diamètres de 1.00 à 2.00mm | Longueurs totales de 1.20 à 2.50mm

Toutes autres dimensions, matériaux et exécutions sur demande.

Other possibilities: *Notches off center | Hard gilt | special angles*
Standard diameters
Tubes: 1.00 1.10 1.20 1.30 1.40 1.50 1.50 1.80 2.00
Studs dimensions: *Diameter from 1.00 to 2.00mm | Total lengths from 1.20 to 2.50mm*

Any other dimensions, materials and executions on demand.